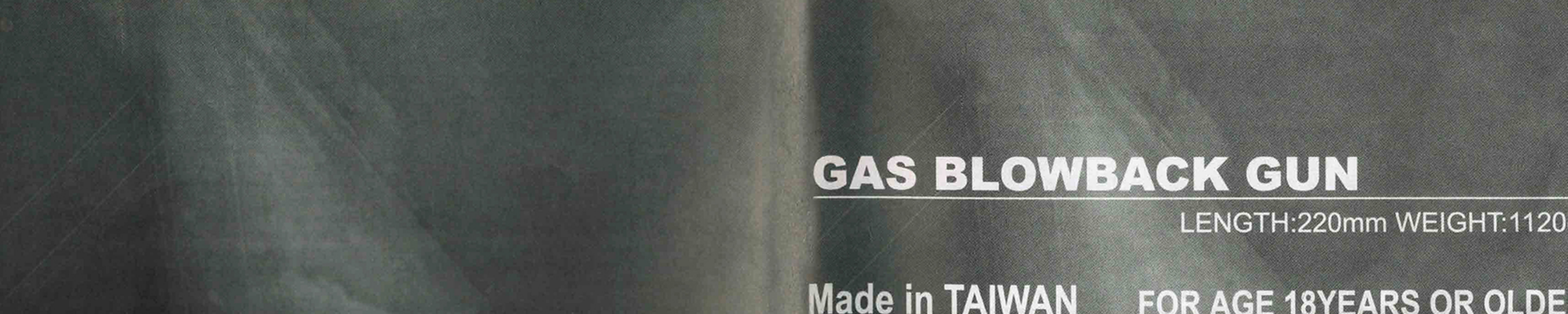


Hi-CAPA 5.1

HiCap5.1系列



GAS BLOWBACK GUN

LENGTH:220mm WEIGHT:1120g

Made in TAIWAN FOR AGE 18YEARS OR OLDER

1 各部名稱 NAME OF PARTS



2 瓦斯注入方式 GAS INJECTION

- 瓦斯注入
初次裝填時...
To refill the gas with the gas container in vertical position.

3 裝填BB彈 LOADING BB BULLET

- BB彈裝填
取出彈匣...
Load BB bullet in the magazine, 6mm (30 rounds only)

4 上彈匣 LOADING & RELEASING THE MAGAZINE

- 彈匣入匣
彈匣彈簧到底...
Insert the magazine into the magazine well.

5 上膛-第一次射擊上彈 FIRST LOAD FOR FIRING

- 第一次射擊之準備
初次裝填時...
First load of bullet for firing

6 開關保險 SAFETY OPERATION

- 左側的擊鎚只有在「Full Lock」位置時可操作安全裝置...
Hammer can only work when the safety stays at "Full Lock" position.

7 射擊 SHOOTING

- 初次裝填時...
When the slide is pulled back and released forward, the bullet is loaded in the firing chamber.

8 射擊完畢 AFTER SHOOTING

- 射擊完畢
射擊完畢後...
After firing practice, take off the magazine from the stock.

9 瞄準器調整 SIGHTING DEVICE ADJUSTMENT

- 瞄準器調整
如圖所示對準後...
Adjust the sight to the target.

10 HOP UP 說明 APPLICATION OF HOP UP

- HOP UP 說明
本系統可讓所射出的BB彈具有可調式彈道之功能...
The adjustable hop up system can make the trajectory of BB bullets adjustable.

11 分解及保養 DISASSEMBLY AND BASIC MAINTENANCE

- 分解及保養
調整Hop up時...
Adjust the hop up in 1-5 order.

12 故障排除 TROUBLE RESOLUTION

Table with 3 columns: 槍枝狀況 (Gun Condition), 原因 (Cause), 處理方法 (Solution)

13 爆炸圖 EXPLOSION

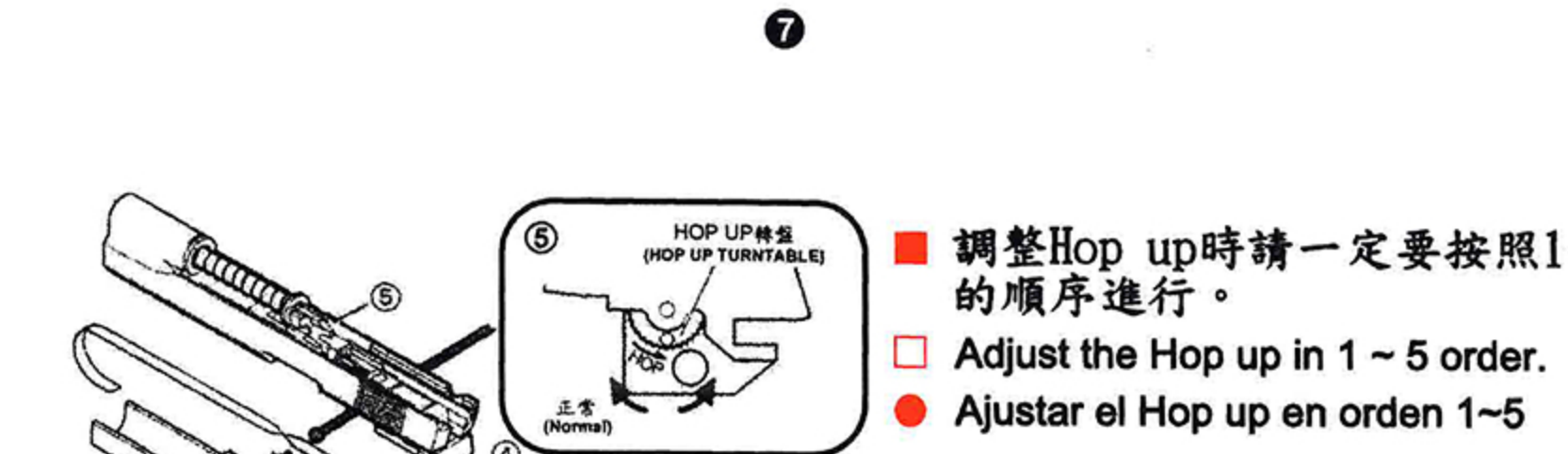


Table with 3 columns: 編號 (No.), 零件名稱 (Part Name), 數量 (Quantity)

14 警告 CAUTION

- 警告
限使用12g瓦斯...
Never use more than 12g of gas.

15 安全注意事項 SAFETY PRECAUTIONS

- 安全注意事項
射擊時最好戴眼鏡...
Wear eye protection when shooting.

16 注意事項 NOTES

- 注意事項
切勿將瞄準器對準人...
Never aim the sight at a person.

17 保養及修理 MAINTENANCE AND REPAIR

- 保養及修理
定期清潔...
Clean the gun regularly.

18 其他資訊 OTHER INFORMATION

- 其他資訊
Hi-CAPA 5.1系列...
Hi-CAPA 5.1 series information.

1 各部名稱 NAME OF PARTS



2 瓦斯注入方式 GAS INJECTION

- 瓦斯注入
初次裝填時...
To refill the gas with the gas container in vertical position.

3 裝填BB彈 LOADING BB BULLET

- BB彈裝填
取出彈匣...
Load BB bullet in the magazine, 6mm (30 rounds only)

4 上彈匣 LOADING & RELEASING THE MAGAZINE

- 彈匣入匣
彈匣彈簧到底...
Insert the magazine into the magazine well.

5 上膛-第一次射擊上彈 FIRST LOAD FOR FIRING

- 第一次射擊之準備
初次裝填時...
First load of bullet for firing

6 開關保險 SAFETY OPERATION

- 左側的擊鎚只有在「Full Lock」位置時可操作安全裝置...
Hammer can only work when the safety stays at "Full Lock" position.

7 射擊 SHOOTING

- 初次裝填時...
When the slide is pulled back and released forward, the bullet is loaded in the firing chamber.

8 射擊完畢 AFTER SHOOTING

- 射擊完畢
射擊完畢後...
After firing practice, take off the magazine from the stock.

9 瞄準器調整 SIGHTING DEVICE ADJUSTMENT

- 瞄準器調整
如圖所示對準後...
Adjust the sight to the target.

10 HOP UP 說明 APPLICATION OF HOP UP

- HOP UP 說明
本系統可讓所射出的BB彈具有可調式彈道之功能...
The adjustable hop up system can make the trajectory of BB bullets adjustable.

11 分解及保養 DISASSEMBLY AND BASIC MAINTENANCE

- 分解及保養
調整Hop up時...
Adjust the hop up in 1-5 order.

12 故障排除 TROUBLE RESOLUTION

Table with 3 columns: 槍枝狀況 (Gun Condition), 原因 (Cause), 處理方法 (Solution)

13 爆炸圖 EXPLOSION

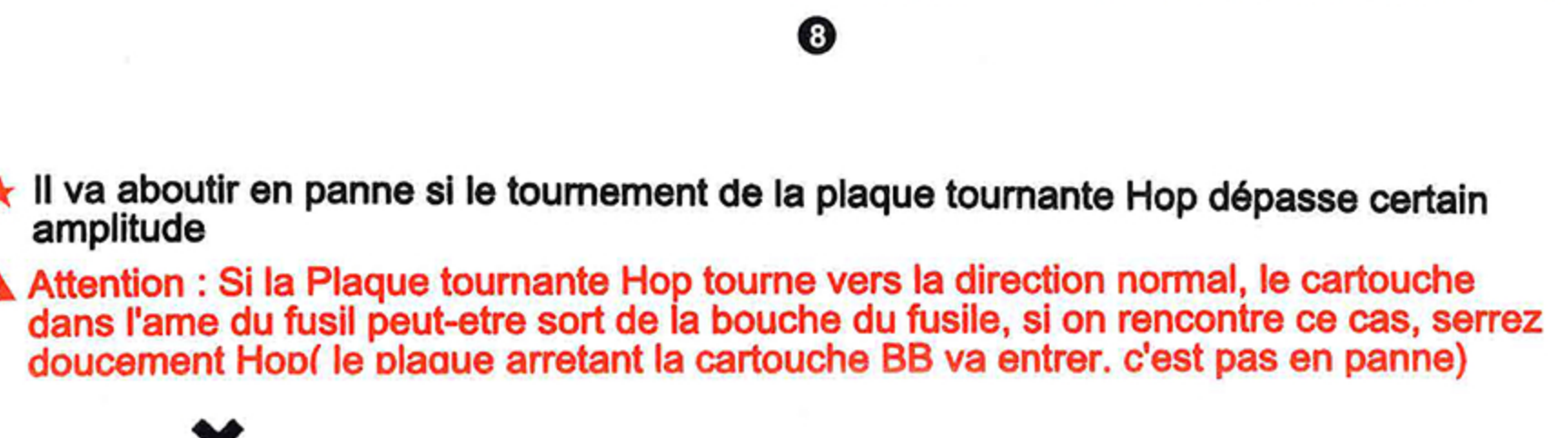


Table with 3 columns: 編號 (No.), 零件名稱 (Part Name), 數量 (Quantity)

14 警告 CAUTION

- 警告
限使用12g瓦斯...
Never use more than 12g of gas.

15 安全注意事項 SAFETY PRECAUTIONS

- 安全注意事項
射擊時最好戴眼鏡...
Wear eye protection when shooting.

16 注意事項 NOTES

- 注意事項
切勿將瞄準器對準人...
Never aim the sight at a person.

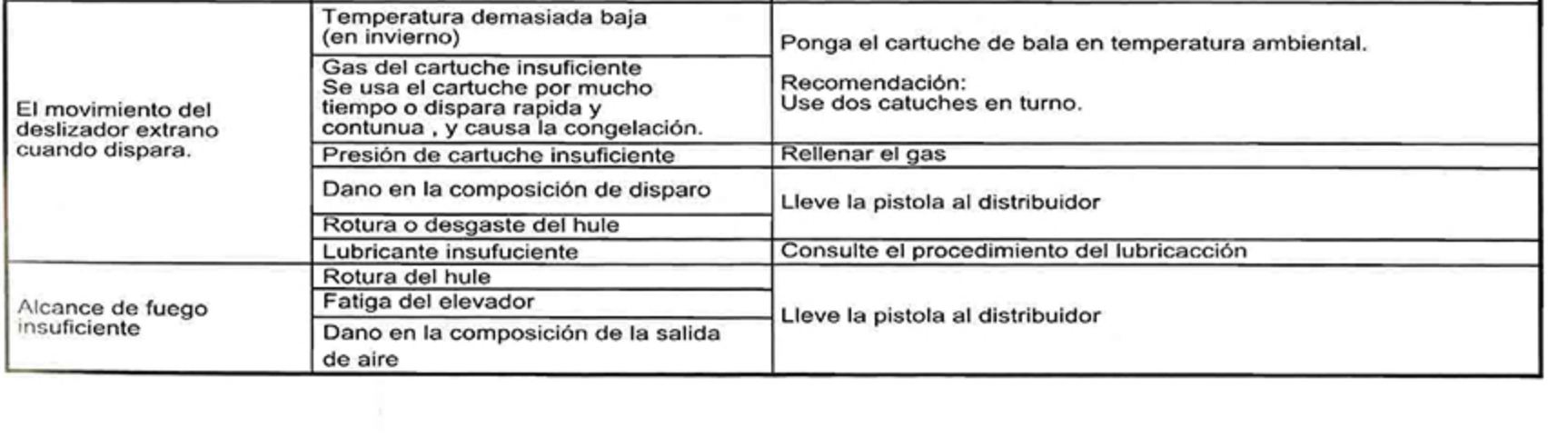
17 保養及修理 MAINTENANCE AND REPAIR

- 保養及修理
定期清潔...
Clean the gun regularly.

18 其他資訊 OTHER INFORMATION

- 其他資訊
Hi-CAPA 5.1系列...
Hi-CAPA 5.1 series information.

19 連發版 AUTO MODE



20 連發版 AUTO MODE

- 連發版
連發版...
Auto mode information.

21 連發版 AUTO MODE

- 連發版
連發版...
Auto mode information.

22 連發版 AUTO MODE

- 連發版
連發版...
Auto mode information.

23 連發版 AUTO MODE

- 連發版
連發版...
Auto mode information.

24 連發版 AUTO MODE

- 連發版
連發版...
Auto mode information.

25 連發版 AUTO MODE

- 連發版
連發版...
Auto mode information.

26 連發版 AUTO MODE

- 連發版
連發版...
Auto mode information.

27 連發版 AUTO MODE

- 連發版
連發版...
Auto mode information.